


# THE Honey

## MODULE



**60 CELL**  
MULTICRYSTALLINE MODULE

**255-265W**  
POWER OUTPUT RANGE

**16.2%**  
MAXIMUM EFFICIENCY

**0~+5W**  
POSITIVE POWER TOLERANCE

As a leading global manufacturer of next generation photovoltaic products, we believe close cooperation with our partners is critical to success. With local presence around the globe, Trina is able to provide exceptional service to each customer in each market and supplement our innovative, reliable products with the backing of Trina as a strong, bankable partner. We are committed to building strategic, mutually beneficial collaboration with installers, developers, distributors and other partners as the backbone of our shared success in driving Smart Energy Together.

Trina Solar Limited  
www.trinasolar.com



### Excellent low light performance on cloudy days, mornings and evenings

- Advanced surface texturing
- Back surface field
- Selective emitter



### Maximize Limited Space

- 60-cell module power output up to 265W
- Up to 162 W/m<sup>2</sup> power density



### Highly reliable due to stringent quality control

- Over 30 in-house tests (UV, TC, HF, and many more)
- In-house testing goes well beyond certification requirements
- PID resistant

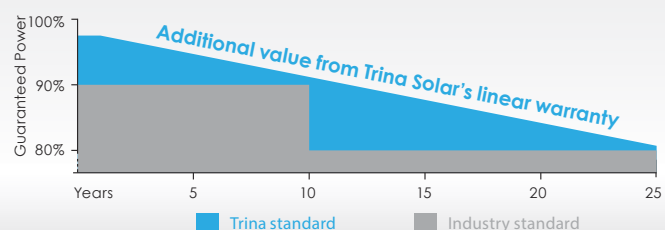


### Certified to withstand challenging environmental conditions

- 2400 Pa wind load
- 5400 Pa snow load
- 35mm hail stone at 97 km/h

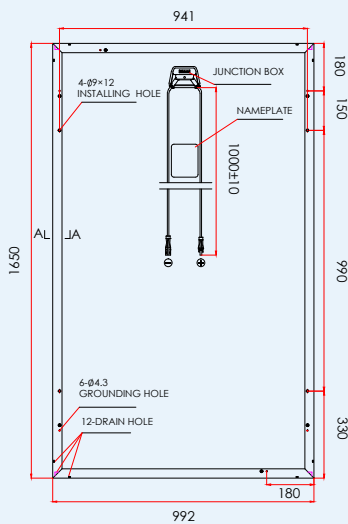
## LINEAR PERFORMANCE WARRANTY

10 Year Product Warranty • 25 Year Linear Power Warranty

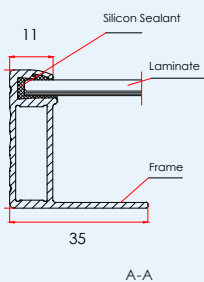


# THE Honey MODULE

## DIMENSIONS OF PV MODULE unit:mm

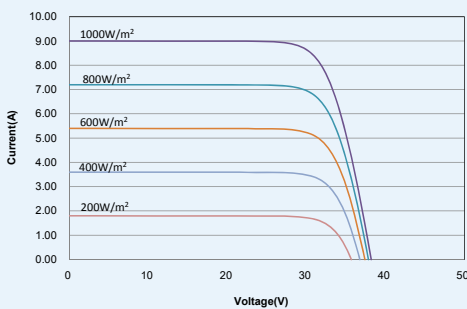


Back View



A-A

## I-V CURVES OF PV MODULE(260W)



## CERTIFICATION



## ELECTRICAL DATA (STC)

Peak Power Watts- $P_{MAX}$ (Wp)	255	260	265
Power Output Tolerance- $P_{MAX}$ (W)	0 ~ +5		
Maximum Power Voltage- $V_{MPP}$ (V)	30.5	30.6	30.8
Maximum Power Current- $I_{MPP}$ (A)	8.37	8.50	8.61
Open Circuit Voltage- $V_{OC}$ (V)	38.1	38.2	38.3
Short Circuit Current- $I_{SC}$ (A)	8.88	9.00	9.10
Module Efficiency $\eta_m$ (%)	15.6	15.9	16.2

STC: Irradiance 1000 W/m<sup>2</sup>, Cell Temperature 25°C, Air Mass AM1.5 according to EN 60904-3. Typical efficiency reduction of 4.5% at 200 W/m<sup>2</sup> according to EN 60904-1.

## ELECTRICAL DATA (NOCT)

Maximum Power- $P_{MAX}$ (Wp)	189	193	197
Maximum Power Voltage- $V_{MPP}$ (V)	28.2	28.4	28.6
Maximum Power Current- $I_{MPP}$ (A)	6.71	6.81	6.89
Open Circuit Voltage- $V_{OC}$ (V)	35.3	35.4	35.5
Short Circuit Current- $I_{SC}$ (A)	7.17	7.27	7.35

NOCT: Irradiance at 800 W/m<sup>2</sup>, Ambient Temperature 20°C, Wind Speed 1 m/s.

## MECHANICAL DATA

Solar cells	Multicrystalline 156 × 156 mm (6 inches)
Cell orientation	60 cells (6 × 10)
Module dimensions	1650 × 992 × 35 mm
Weight	18.6kg
Glass	3.2 mm, High Transmission, AR Coated Tempered Glass
Backsheet	White
Frame	Silver Anodized Aluminium Alloy (PC05A); Black(PC05A.08)
J-Box	IP 65 or IP 67 rated
Cables	Photovoltaic Technology cable 4.0 mm <sup>2</sup> , 1000 mm
Connector	MC4 Compatible

## TEMPERATURE RATINGS

Nominal Operating Cell Temperature (NOCT)	44°C(± 2°C)
Temperature Coefficient of $P_{MAX}$	- 0.41%/°C
Temperature Coefficient of $V_{OC}$	- 0.32%/°C
Temperature Coefficient of $I_{SC}$	0.05%/°C

## MAXIMUM RATINGS

Operational Temperature	-40~+85°C
Maximum System Voltage	1000V DC (IEC)
Max Series Fuse Rating	15A

## WARRANTY

10 year Product Workmanship Warranty


25 year Linear Power Warranty

(Please refer to product warranty for details)

## PACKAGING CONFIGURATION

Modules per box: 30 pieces

Modules per 40' container: 840 pieces



TSM\_EN\_2015\_B